



Vision for the Future!

General Fixed Assets

Business Management Software

Enterprise Edition



General Ledger



Accounts Payable



Payroll



Human Resources



Warehouse



Fixed Assets

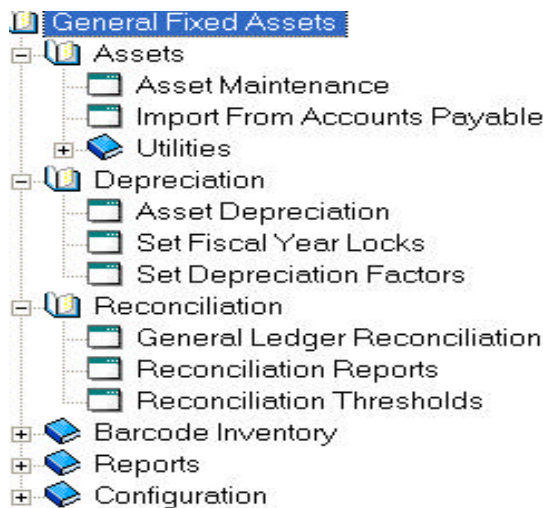


Receivables



Security

The General Fixed Assets module is designed to monitor and report on all capitalized and non-capitalized fixed assets within your organization. Specifically, the General Fixed Assets module keeps track of the asset and related asset information from the time of acquisition until it is purged from the database. In addition to monitoring the asset, the General Fixed Assets module also interfaces with General Ledger and Accounts Payable. Those purchased items meeting the criteria are automatically added to the General Fixed Assets module. The bar code interface at inventory time makes the process go much faster than paper inventory sheets. Straight-line depreciation schedules are calculated and maintained in compliance with GASB 34 requirements.



Record Maintenance

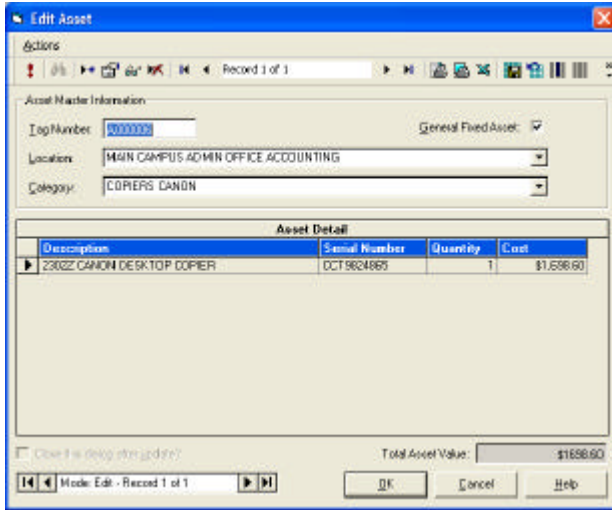
Search On Any Field to Find An Asset

You can select virtually any field to find a specific group of assets. A search of serial numbers will find the asset as well. Filtering allows you to see assets with specific word(s) in their description such as 'computer.' Upgrades can be handled through multiple entries per tag number.

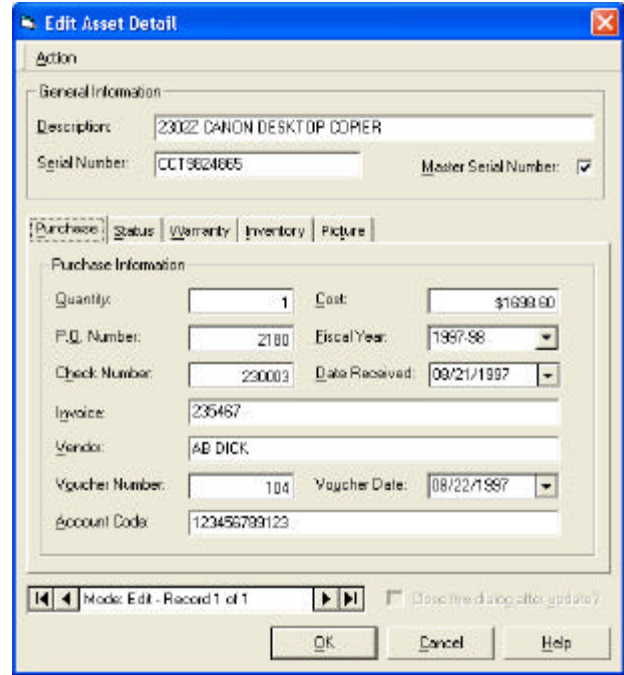
Accounts Payable Interface With General Fixed Assets

All asset purchases that meet the criteria you set are flagged for transfer from the Accounts Payable to the General Fixed Assets database. After you review the list of added items posting to General Fixed Assets is a snap. You can split multiple item purchases by the click of a button. You assign tag numbers by clicking the appropriate button. The items are then sent to the Fixed Assets database and the system prints a reports, listing the asset and the tag numbers that were assigned.

The Reconciliation utility helps you reconcile your fixed asset records with the purchasing records. Any variance that exists between the purchase record in Accounts Payable and your fixed assets will be displayed. Based on the display, you can update the asset record to adjust any problem; or if the variance originates on the purchasing side, you can adjust journal entries to resolve the variance.



Records Maintenance provides two records per asset. The master record contains the tag number, location, and category of the asset. The detail record contains five tabs of information concerning purchase, status, warranty, inventory and picture. This allows for recording of upgrades to assets without assigning a new tag number.



Reports We've Got The Ones You Need

The module has a user-friendly report generator that enables you to choose from many pre-programmed reports or to define and save the ones you like. You can select assets by site, building, room, category, subcategory, purchase order number, voucher number, fiscal year, or account number. Reports are standardized by fiscal year or cumulative reports for all years.

Bar Coding Speeds The Inventory Process

Keeping track of inventory can be frustrating and a mountain of paperwork. Not with this system. Bar coding, using most of the available readers, allows you to quickly and efficiently track what is happening to your inventory. Items that have "moved" from place to place are updated via the reader input, rather than a paper transfer form.

On-Screen Viewing Get It When You Need It

You and your staff can view detailed information on all of your fixed asset items right on the screen. All warranty, purchasing, and inventory information, as well as current status, will be just a mouse click away. Location information and the number in inventory are accessible from one screen.

From one screen, you maneuver through your assets, seeing all the pertinent information. Once viewed, it is just a matter of pushing a button to print out the hard copy.

Windows is a registered trademark of Microsoft Corporation.

1-800-247-1161
www.csa-inc.net

